

# SEMITON



























---

**Finiture**  
**Materialien**  
**Finitions**  
**Acabados**  
**仕上げ**

# Semiton

## Finishes - container modules

















Lacquered textured MDF

	Shell	Door				Separator
	Lacquered textured	Lacquered textured				Lacquered textured
<b>White</b>	 M24 White traffic	 M24 White traffic			 M24 White traffic	
<b>Black</b>	 M25 Black	 M25 Black			 M25 Black	
<b>Yellow</b>	 M18 Autumn yellow	 M18 Autumn yellow	 M19 Dijon yellow	 M21 Ginger yellow	 M18 Autumn yellow	
<b>Red</b>	 M30 Oxidised red	 M30 Oxidised red	 M38 Siena red	 M69 Coral pink	 M30 Oxidised red	
<b>Green</b>	 M70 Tourmaline green	 M70 Tourmaline green	 M71 Antique green	 M72 Prehite green	 M70 Tourmaline green	
<b>Blue</b>	 M67 Neptune blue	 M67 Neptune blue	 M73 North Sea blue	 M74 Sky blue	 M67 Neptune blue	


# Semiton

## Finishes - container modules

Lacquered textured MDF and wood

	Shell	Door	Separator
	Lacquered textured	Wood	Wood
<b>White</b>	 M24 White traffic		
<b>Black</b>	 M25 Black	L0022 Natural oak 	L0022 Natural oak 
<b>Yellow</b>	 M18 Autumn yellow	L0028 Walnut 	L0028 Walnut 
<b>Red</b>	 M30 Oxidised red	L0027 Heat-treated oak 	L0027 Heat-treated oak 
<b>Green</b>	 M70 Tourmaline green	L0006 Black 	L0006 Black 
<b>Blue</b>	 M67 Neptune blue		


Legno  
Wood  
Holz  
Bois  
Madera



L0006



L0022




L0027



L0028

MDF



M24



M25



M18



M19



M21



M30



M38



M69



M70



M71



M72



M67



M73



M74

Metalli  
Metals  
Metalle  
Métal  
Metal



V44 matt



Istituito nel 1992, il marchio comunitario di qualità ecologica o Ecolabel, il cui logo è rappresentato da un fiore, è uno speciale sistema di certificazione creato per aiutare i consumatori europei a scegliere prodotti e servizi più ecologici e più rispettosi dell'ambiente.

Established in 1992, the EU Eco-label "Flower" is a unique certification scheme aimed to help European consumers distinguish greener, more environmentally friendly, products and services.

Hinter der "Blume", dem 1992 ins Leben gerufenen EU-Umweltzeichen, steckt ein einzigartiges Zertifizierungssystem, das dem europäischen Verbraucher das Erkennen umweltfreundlicherer Produkte und Dienstleistungen erleichtern soll.

Ètablished in 1992, le label écologique de l'EU symbolisé par la "Fleur" est un système d'homologation unique destiné à aider les consommateurs européens à discerner les produits et services plus verts et plus favorables à l'environnement.

Creada en 1992, la etiqueta ecológica de la UE, también conocida como "la flor", constituye un sistema de certificación único, cuyo objetivo es ayudar a los consumidores europeos a identificar los productos y servicios más ecológicos y respetuosos del medio ambiente.

# Care instructions

## **Fabrics:**

It is important that fabrics are cleaned regularly in order to keep them looking their best and extend their life. Powder and dirt can cause wear and tear on fabrics and as such we advise that you clean them using a low-pressure vacuum cleaner, preferably once a week.

Non-greasy stains can be removed by delicately dabbing them with a clean cloth that won't leave any lint or a sponge that has been soaked in clean, warm water then thoroughly squeezed out. If necessary, you can then soak with soapy water or water with liquid washing up detergent added (see formulas). Once this is done, soak the surface with clean, tepid water.

For greasy stains, use a dry stain remover. Ensure that you comply with the manufacturer's instructions as closely as possible. If you have any doubts, test the cleaning product on a discreet area in order to check its effect. Wait for at least 24 hours to see if any problems arise.

**Formulas:** The soapy solution consists of ¼ deciliter soap flakes per liter of hot water, which must then be cooled before use. The solution with dishwashing liquid is made up of max 1 teaspoon of detergent per every liter of water. If you use concentrated products, pour only a few drops into each liter of product.

## **Coated fabrics:**

Regularly dust using a microfibre cloth. In the event of stains, clean using a cloth that has been dampened using tepid water or water with some neutral soap in it. Do not use abrasive products, ethyl alcohol and solvent-based detergents. If you have any doubts, test the cleaning product on a discreet area in order to check its effect. Wait for at least 24 hours to see if any problems arise.

## **Structural mesh in knitted fabric:**

Made to Arper's technical specifications with post-consumption recycled polyester yarns, the knitted fabric mesh is soft and comfortable. The particular structure makes it self-draining and breathable, this ensures rapid passage of the water and makes it quick drying. It has excellent resistance to weathering, humidity and temperature changes, also thanks to the addition of anti-UV stabilisers that prevent and slow down natural ageing without the addition of substances dangerous to the environment or to health. **Maintenance:** It is important to regularly clean the fabric in order to maintain its appearance in the best conditions and to extend its life. Dust and dirt wear out the fabric, so it is recommended to clean it with low suction vacuum cleaners, preferably once a week. Non-grease stains are eliminated by gently dabbing them with a clean cloth that leaves no residue or a sponge immersed in clean hot water and then well squeezed. If necessary, wash by dipping the cloth used for cleaning in soapy water or water with the addition of liquid dishwashing detergent (see formulas). Then dab

the surface with clean warm water, letting it dry completely.

For grease stains, it is possible to use dry stain removers, scrupulously following the manufacturer's instructions.

Do not use hot steam, do not dry with electrical appliances with temperatures above 50°C. Do not use abrasive substances or chemical solvents.

In case of doubt, test the cleaning product on a part hidden from view to verify the result, waiting at least 24 hours for any problems to arise.

**Formulas:** The soapy solution consists of 1/4 dl of soap flakes for each litre of hot water, which then needs to be cooled before use.

The solution with liquid dishwashing detergent consists of up to 1 teaspoon of detergent per litre of water. If you use concentrated products, pour only a few drops into each litre of product.

## **Leather, hard leather:**

Take care not to place products in direct sunlight as this can alter the colour of these materials. Avoid exposing the materials to heat sources.

Regularly dust using a soft, dry cloth. Any stains need to be removed as quickly as possible to prevent them from soaking in deeply. Use absorbent paper or a cloth to absorb them straight away. For cleaning, use specific, high-quality leather cleaning products and comply with the manufacturer's instructions as closely as possible.

If you have any doubts, test the cleaning product on a discreet area in order to check its effect. Wait for at least 24 hours to see if any problems arise. Alternatively, use a cloth that has been dampened with some water and well-diluted neutral soap. Do not rub. Instead, delicately dab the stain working from the edge into the centre, then dry immediately after treatment.

## **Wood:**

Dust and common domestic stains can be removed using a solution made from water and well-diluted neutral soap. Under no circumstances should you use commercial stain removers for cleaning. In order to avoid scratching the products, use a soft cloth and clean using circular movements. Do not use solvents or abrasive products. Always dry surfaces using a dry cloth. If you have any doubts, test the cleaning product on a discreet area in order to check its effect. Wait for at least 24 hours to see if any problems arise.

## **Wood for outdoor use:**

Wood is a natural material suitable for outdoor use. For a sustainable approach, Arper selects only essences from Europe within an FSC certified chain of custody. The use of water-based paints, safe for health and the environment, guarantees a high level of protection and durability for outdoor use, with a reduced

# Care instructions

environmental impact.

**Maintenance:** Dust and the most common stains can be removed using a well-diluted solution of water and neutral soap. It is absolutely necessary not to use commercial stain removers for cleaning. To avoid scratching, use a soft cloth and clean with gentle, circular movements (especially the opaque finishes, if subjected to action that is too aggressive, may develop shiny halos in spots). Do not use waxes for furniture or floors, solvents or abrasive products. Always dry the surfaces with a dry cloth. Do not use the pressure washer or high-pressure water, which may damage the surface of the wood. In case of doubt, test the cleaning solution on a part hidden from view to verify the result, waiting at least 24 hours for any problems to arise. Immediately remove any liquids spilled on the surface of the wood, avoid the accumulation of water or other liquids that could damage the product.

Wood can have impurities and imperfections, which fall within accepted quality standards, and should be considered as distinctive features that attest to its natural beauty. Periodic and correct maintenance extends the life of the product.

## **Plastic Materials:**

Regularly plastic surfaces dust using a microfibre cloth. Dust and common domestic stains can be removed using a cloth or sponge that has been dampened in tepid water or water with some well-diluted neutral detergent in it.

Do not use commercial stain removers or aggressive products for cleaning. In order to avoid scratching the products, use a soft cloth and clean using circular movements. Under no circumstances should you use solvent-based detergents or abrasive products. If you have any doubts, test the cleaning product on a discreet area in order to check its effect. Wait for at least 24 hours to see if any problems arise.

## **Chrome-plated, anodised or painted metal surfaces:**

Clean using specific products such as regular detergents for domestic surfaces diluted in tepid water, provided they are not abrasive and do not contain acid or bleach. Avoid using sponges and scourers made from synthetic fibre or metal as these could permanently mark surfaces. After cleaning, rinse products carefully to prevent traces of detergent from reacting with the surface finish to avoid dulling or oxidisation. After cleaning, dry with a shammy cloth. The use of polish on chrome-plated or painted surfaces is not recommended. These products should always be used with caution and only by experts as their abrasive qualities could irreparably damage surfaces. If you have any doubts, test the cleaning product on a discreet area in order to check its effect. Wait for at least 24 hours to see if any problems arise.

## **Stainless steel:**

Clean on a regular basis (every 15-20 days) using a soft damp cloth or common products specific for stainless steel.

## **Table Tops:**

Clean and remove any substance that accidentally comes into contact with the surface as quickly as possible using a damp cloth or microfibre cloth and some neutral detergent diluted in tepid water. Always dry after cleaning. Aggressive detergents containing bleach or abrasive detergents (such as bathroom cream cleaner) must never be used. Take care not to rub too hard in order to avoid scratching the surface. Avoid using sponges or scourers made from synthetic fibres or metal.

If you have any doubts, test the cleaning product on a discreet area in order to check its effect. Wait for at least 24 hours to see if any problems arise.

## **Glass surfaces**

The tempered glass used by Arper ensures high levels of safety. In the event of a breakage, the glass smashes into tiny, rounded fragments which will not cause a cut. In any case, you should avoid hitting the glass with hard or sharp objects and the glass should not be exposed to extreme shifts in temperature (i.e. do not place very hot or cold items on it).

Regularly dust glass using a microfibre cloth. Clean using specific products or neutral soap applied using a soft, clean cloth. Do not use powered detergents or abrasive detergents that could scratch the glass, causing irrevocable damage to the surface. If you have any doubts, test the cleaning product on a discreet area in order to check its effect. Wait for at least 24 hours to see if any problems arise.

## **Marble and Venetian Terrazzo surfaces:**

Clean and remove any substance that accidentally comes into contact with the surface as quickly as possible using a damp cloth or microfibre cloth and some tepid water or a specialist detergent. Always dry immediately after cleaning. Take care not to rub too hard in order to avoid scratching the marble. If you have any doubts, test the cleaning product on a discreet area in order to check its effect. Wait for at least 24 hours to see if any problems arise.

Marble is a calcareous, porous material that is susceptible to reactions with acidic substances. Marble can absorb fatty or oily substances and colourants. These can soak into the material and stain the surface. During use, you are advised against using objects that can scratch or cause abrasions to the surface, such as acidic products (Coca Cola, vinegar, acidic detergents) and colourants (wine, coffee, fruit, sugary liquid, tomato sauce, very hard water etc.).

# Care instructions

## **Indications for use & maintenance of “outdoor” products:**

Arper guarantees, through laboratory tests, the strength and durability of its products. It should be noted, however, that any material exposed to atmospheric agents and the elements, even if treated specifically for outdoor use, will undergo a gradual deterioration over time, the extent of which is closely related to the geographical position, the evolution of climatic phenomena, the more or less marked presence of humidity, salinity (poolside, marine environments).

Use and maintenance are conditions that determine the actual yield and maintenance in good condition of the product over time. It is therefore recommended to avoid critical external conditions such as prolonged and direct exposure to sunlight, pouring rain and aggressive environments such as proximity to the seaside or where the sea breeze can bring high levels of moisture with marine salinity or abrasive sands. Do not place wooden products on lawns or uneven surfaces, where any stagnation of water may damage the parts in contact. In any case, never let water or other liquids stagnate on the product. In the vicinity of plants or trees, remove any leaves, flowers or organic substances that could rest on the surfaces of the product, to prevent that their deterioration stains the paints or fabrics. In case of exposure to rain, as soon as possible, remove the pillows (if any) from the chair and let them dry separately to facilitate drying and drainage of the water.

Periodic cleaning is recommended, following the recommended indications for the different materials. For short periods when the product is not in use, it is recommended to cover it with the protective cover. In case of prolonged non-use or during the winter period, it is recommended to clean the product, allow it to dry well, and store it in a well-aerated indoor place, protected from the elements. The pillows (if any) must be removed from the chair, cleaned and left to dry well, and finally, stored in a well-aerated indoor place, protected from the elements.



I colori visualizzati sono puramente indicativi e possono variare rispetto alla realtà. Rivolgersi ad Arper o al proprio rivenditore di fiducia per ricevere un campione colore o per maggiori informazioni.

Arper SPA si riserva di apportare modifiche e/o migliorie di carattere tecnico ed estetico ai propri modelli e prodotti in qualsiasi momento e senza preavviso.

Per maggiori informazioni visitate il sito [arper.com](http://arper.com)

Colours shown are used for reference only and may look different in reality. Please contact Arper or your retailer to receive a colour sample or more information.

Arper SPA reserves the right to make modifications and improvements of a technical or aesthetic nature to the products at any time without notice.

For further information, please visit [arper.com](http://arper.com)

Bei den angezeigten Farben handelt es sich um reine Farbbeispiele, die von der Realität abweichen können.

Für Farbmuster und nähere Informationen wenden Sie sich bitte an Arper oder an den Händler Ihres Vertrauens.

Arper SPA behält sich das Recht vor, jederzeit und ohne Vorankündigung Veränderungen und Verbesserungen technischen und ästhetischen Charakters an seinen Produkten vorzunehmen.

Für weitere Informationen besuchen Sie bitte unsere Webseite [arper.com](http://arper.com)

La reproduction photographique des couleurs n'est que purement indicative et peut être différente de la réalité. S'adresser à Arper ou à votre revendeur de confiance pour recevoir un échantillon de couleur ou pour de plus amples informations.

Arper SPA se réserve le droit d'apporter des modifications et/ou des améliorations d'ordre technique et esthétique à ses produits, et ceci à tout moment et sans préavis.

Pour plus d'informations, rendez-vous sur le site [arper.com](http://arper.com)

Los colores visualizados son meramente indicativos y pueden diferir de la realidad. Para recibir una muestra del color o para más información, contactar a Arper o a su distribuidor de zona. Arper SPA se reserva el derecho de realizar cambios y/o mejoras técnicas y estéticas en sus productos en cualquier momento y sin previo aviso.

Para más información, visite [arper.com](http://arper.com)"

## Italy

Monastier (TV) — Headquarters and showroom  
Arper SPA  
Via Lombardia 16  
31050 Monastier di Treviso (TV)  
T +39 0422 7918  
F +39 0422 791800  
info@arper.com  
www.arper.com

Commerciale Italia  
T +39 0422 791905  
F +39 0422 791900  
commerciale@arper.com

Export Office  
sales@arper.com

Milan — Showroom  
Via Pantano 30  
20122 Milan  
T +39 02 89093865  
milano@arper.com

## **EUROPE**

### UK

London — Subsidiary and showroom  
Arper UK LTD  
11 Clerkenwell Road  
London EC1M 5PA  
T +44 (0) 20 7253 0009  
london@arper.com

### Germany

Cologne — Showroom  
Design Post Köln  
Deutz-Mülheimer-Str. 22a  
50679 Köln  
T +49 221 690 650  
info@designpost.de

Fruchtof München — Meeting Hub  
2. Innenhof, 2. Etage  
Gotzinger Straße 52b  
D-81371 München  
T +49 171 1080976  
muenchen@arper.com

### Norway

Oslo — Showroom  
Drammensveien 130  
0277 Oslo  
T +47 908 202226  
norway@arper.com

## Sweden

Stockholm — Branch  
T +46 705 101216  
sweden@arper.com

## The Netherlands

Amsterdam — Showroom  
Design Post  
Cruquiusweg 111-L  
1019 AG Amsterdam  
T +31 (0)20 705 1555  
showroom@beltane.nl

## **AMERICA**

### USA

New York — Subsidiary and showroom  
Arper USA Inc.  
476 Broadway, Suite 2F  
NY 10013 New York  
T +1 (212) 647 8900  
infousa@arper.com

Chicago — Showroom  
The Merchandise Mart  
Space#346 - 3rd Floor  
Chicago  
T +1 (336) 434 2366  
infousa@arper.com

High Point, North Carolina — Production  
and logistics site  
660 Southwest St  
High Point, NC 27260  
T +1 (336) 434 2370  
F +1 (212) 647 8912  
infousa@arper.com

Los Angeles — Showroom  
550 South Hope St., Suite 275  
90071 Los Angeles  
T +1 (336) 434 2382  
infousa@arper.com

### Mexico

Mexico City — Subsidiary and showroom  
Culiacan 123, Piso 9  
Col. Hipodromo Condessa  
Delegation Cuauhtémoc  
06170 – Ciudad de México  
Mexico  
T +52 1 62714417  
T +52 1 62714419  
infolatam@arper.com

## **ASIA**

### Japan

Arper Japan K.K. — Subsidiary and showroom  
HT Jingu Gaien Bldg.8F  
Minato-ku Kita-Aoyama 2-7-22  
Tokyo 107-0061  
T +81 3 5775 0008  
F +81 3 5775 0009  
carejpn@arper.com

### China

Shanghai — Subsidiary  
爱尔派 (上海) 家具设计有限公司  
Shanghai – China  
china@arper.com

### Singapore

Singapore — Branch  
c/o 3 Lim Teck Kim Road, #01-01 Genting Centre  
088934 Singapore  
singapore@arper.com

### UAE

Arper Middle East — Subsidiary and showroom  
U-Bora Towers - Unit 1901  
Business Bay  
Dubai  
T +971 529255633  
infome@arper.com