

# SEMITON

---



User manual

arper

## **Find beauty in mixing it up**

Mix it up, pull it out, put it away, make some space, set it on display. Endlessly customizable and finished on all sides for nomadic use, the Semiton is an adaptive piece that adds structure, surface, and storage to any space. Different shelving and storage modules along with a broad range of finishes provide almost infinite configurations, that can be expanded with further modules in order to adapt to different needs and demands. Whether used as a surrounding structure or striking centerpiece, Semiton offers beautiful possibilities.

# CONTENTS

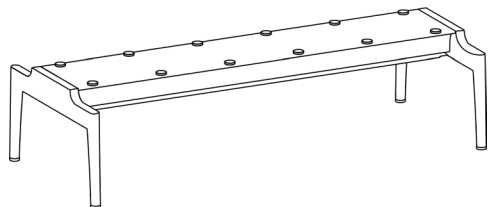
---

— Overview	4
— Composition Guide	6
Step 1 — Choose the structure	7
Step 2 — Compose the cabinet	8
Step 3 — Choose finishes:	11
•    general overview	11
•    detail by article	14
— Electrification	27

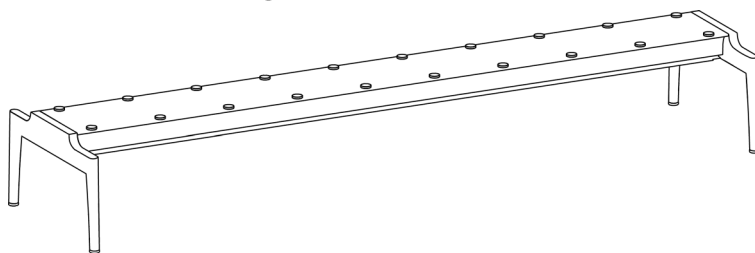
# OVERVIEW

---

## Structure modules

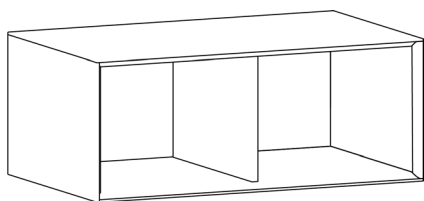


Art. 7500

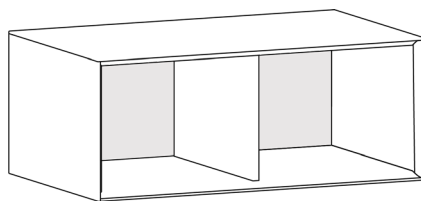


Art. 7501

## Storage modules



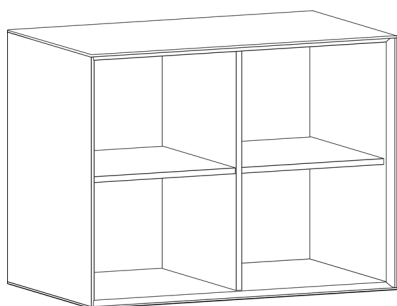
Art. 7502/7503



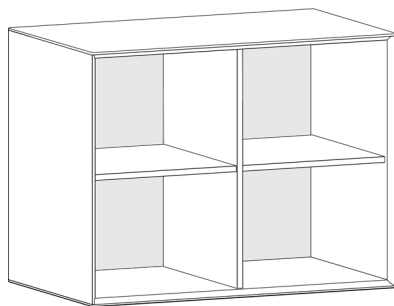
Art. 7504/7505



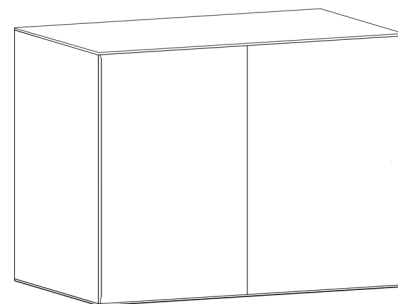
Art. 7506/7507



Art. 7508/7509



Art. 7510/7511

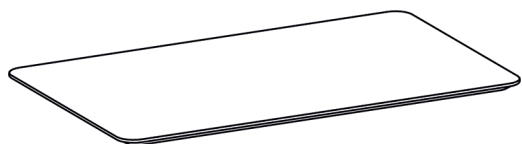


Art. 7512/7513

# OVERVIEW

---


## Table modules




Art. 7514



Art. 7516



Art. 7515



Art. 7517

# COMPOSITION

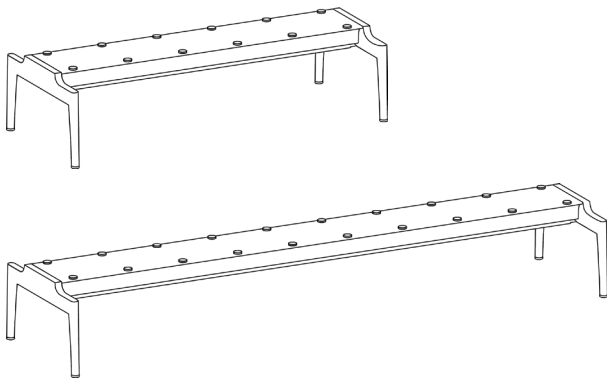
---

# GUIDE

---

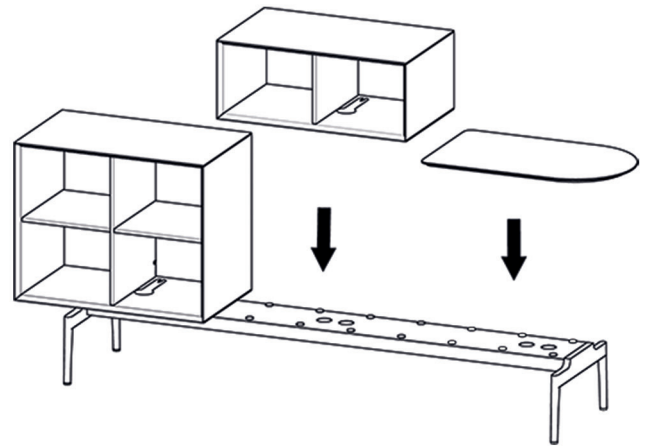
## STEP 1 / 3

— Choose the structure



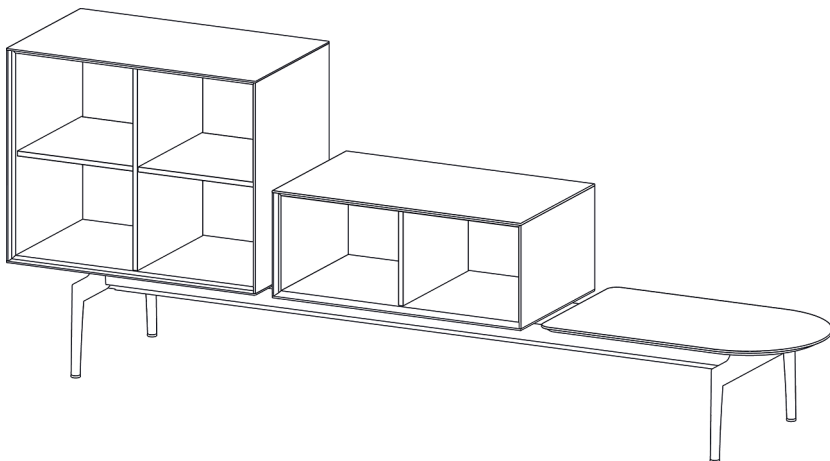
## STEP 2 / 3

— Compose the cabinet



## STEP 3 / 3

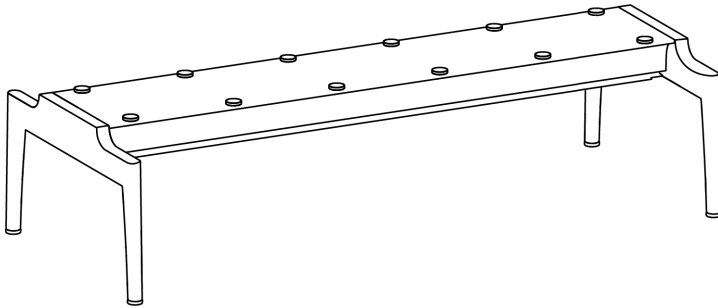
— Choose finishes



## STEP 1 / 3 — Choosing the structure

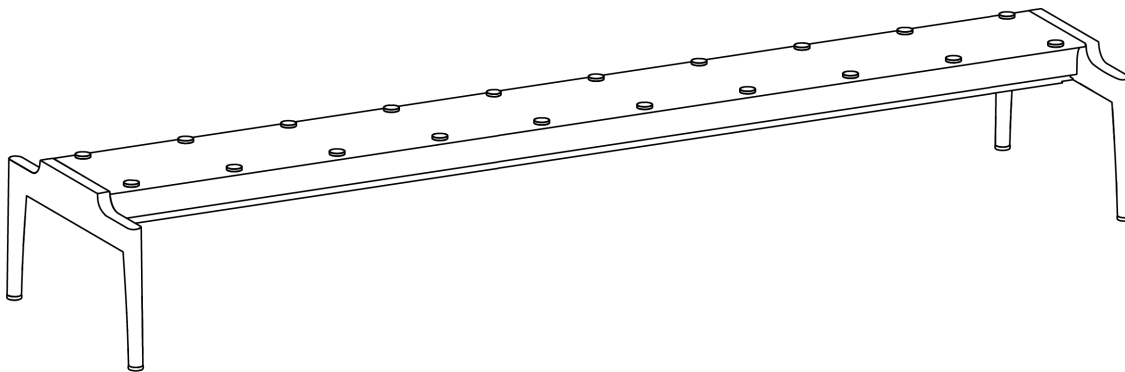
Choose one of the two available structures, consisting of a crossbar and a pair of painted aluminium legs, prepared for cable routing and equipped with adjustable feet. The structure is available in two sizes to accommodate two or three units\* respectively. The units will always be spaced 5 cm apart.

### Art. 7500



- Structure dimensions: 115 x 49 x h 28.5 cm
- Finished overall dimensions with modules: 155 x 49 x h 28.5 cm
- Accommodates 2 units\*

### Art. 7501



- Structure dimensions: 195 x 49 x h 28.5 cm
- Finished overall dimensions with modules: 235 x 49 x h 28.5 cm
- Accommodates 3 units\*

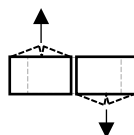
**\*UNITS = available slots that can be occupied by storage modules or top modules.**

## STEP 2 / 3 – Composing the cabinet

Choose the container and table modules with which to occupy the available units above the chosen structure.

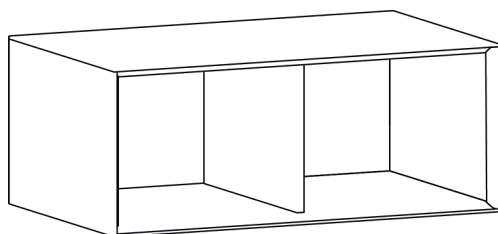
### Storage modules

The storage modules must be placed on the structures in place of the plan modules. They are available in two heights H. 30 cm and H. 60 cm, in three different versions: shelf, open or equipped with flap doors (for the H.30 cm version) or hinged doors (for the H.60 cm version). The different modules are arranged for wiring, allowing an efficient cables passage management. The storage modules can be oriented in either direction.




**Art. 7502 - Module H. 30 cm, through version in lacquered MDF**


**Art. 7503 - Module H. 30 cm, through version in lacquered MDF + wood (for internal separator)**



— Dimensions 75x45 cm H.30 cm

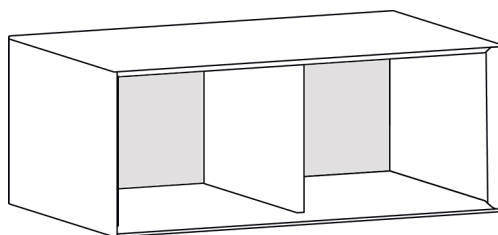
— Occupies 1 unit

Lacquered MDF version see finishes on page 14 

Lacquered MDF + wood version see finishes on page 17 


**Art. 7504 - Module H. 30 cm, open version in lacquered MDF**

**Art. 7505 - Module H. 30 cm, open version in lacquered MDF + wood (for back and internal separator)**



— Dimensions 75x45 cm H.30 cm

— Occupies 1 unit

Lacquered MDF version see finishes on page 15 

Lacquered MDF + wood version see finishes on page 18 


**Art. 7506 - Module H. 30 cm, version with flap door in lacquered MDF**


**Art. 7507 - Module H. 30 cm, version with flap door in lacquered MDF + wood (for back, doors and internal separator)**



— Dimensions 75x45 cm H.30 cm


— Occupies 1 unit

Lacquered MDF version see finishes on page 16 

Lacquered MDF + wood version see finishes on page 19 


**Art. 7508 - Module H. 60 cm, through version in lacquered MDF**


**Art. 7509 - Module H. 60 cm, through version in lacquered MDF + wood (for internal separator and horizontal shelf)**



— Dimensions 75x45 cm H.60 cm

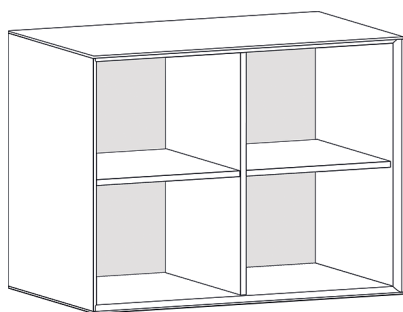
— Occupies 1 unit

Lacquered MDF version see finishes on page 20 

Lacquered MDF + wood version see finishes on page 23 


**Art. 7510 - Module H. 60 cm, open version in lacquered MDF**


**Art. 7511 - Module H. 60 cm, open version in lacquered MDF + wood (for back, internal separator and horizontal shelf)**



— Dimensions 75x45 cm H.60 cm


— Occupies 1 unit

Lacquered MDF version see finishes on page 21 

Lacquered MDF + wood version see finishes on page 24 


**Art. 7512 - Module H. 60 cm, version with hinged doors in lacquered MDF inside)**

**Art. 7513 - Module H. 60 cm, version with hinged doors in lacquered MDF + wood (for back, doors, internal separator and horizontal shelf)**



— Dimensions 75x45 cm H.60 cm

— Occupies 1 unit

Lacquered MDF version see finishes on page 22 

Lacquered MDF + wood version see finishes on page 25 

### Top modules


Rectangular top modules and rectangular with rounded sides top modules can be placed on the structures in replace of the storage modules. All tops are available in two sizes L75 cm or L155 cm. The ones with rounded side can be positioned exclusively on the right or left side of the single configurations, with the rounded side always facing outward.

#### Art. 7514 – Rectangular top



— Dimensions 75x45 cm

— Occupies 1 unit

See finishes on page 12 

#### Art. 7516 – Rectangular top



— Dimensions 75x45 cm

— Occupies 1 unit


See finishes on page 12 

#### Art. 7515 – Rectangular top with rounded side



— Dimensions 155x45 cm

— Occupies 2 unit


See finishes on page 12 

#### Art. 7517 – Rectangular top with rounded side



— Dimensions 155x45 cm



























— Occupies 2 unit

See finishes on page 12 

**STEP 3 / 3 — Choose finishes**















**Finishes - container modules**

Lacquered textured MDF

	Shell	Door/Back				Separator
	Lacquered textured	Lacquered textured				Lacquered textured
White	<div></div> <div>M24 White traffic</div>	<div></div> <div>M24 White traffic</div>				<div></div> <div>M24 White traffic</div>
Black	<div></div> <div>M25 Black</div>	<div></div> <div>M25 Black</div>				<div></div> <div>M25 Black</div>
Yellow	<div></div> <div>M18 Autumn yellow</div>	<div></div> <div>M18 Autumn yellow</div>	<div></div> <div>M19 Dijon yellow</div>	<div></div> <div>M21 Ginger yellow</div>	<div></div> <div>M18 Autumn yellow</div>	
Red	<div></div> <div>M30 Oxidised red</div>	<div></div> <div>M30 Oxidised red</div>	<div></div> <div>M38 Siena red</div>	<div></div> <div>M69 Coral pink</div>	<div></div> <div>M30 Oxidised red</div>	
Green	<div></div> <div>M70 Tourmaline green</div>	<div></div> <div>M70 Tourmaline green</div>	<div></div> <div>M71 Antique green</div>	<div></div> <div>M72 Prenhite green</div>	<div></div> <div>M70 Tourmaline green</div>	
Blue	<div></div> <div>M67 Neptune blue</div>	<div></div> <div>M67 Neptune blue</div>	<div></div> <div>M73 North Sea blue</div>	<div></div> <div>M74 Sky blue</div>	<div></div> <div>M67 Neptune blue</div>	


## Finishes - container modules

Lacquered textured MDF and wood

	Shell	Door	Separator
	Lacquered textured	Wood	Wood
<b>White</b>	 M24 White traffic	 L0022 Natural oak	 L0022 Natural oak
<b>Black</b>	 M25 Black	 L0028 Walnut	 L0028 Walnut
<b>Yellow</b>	 M18 Autumn yellow	 L0027 Heat-treated oak	 L0027 Heat-treated oak
<b>Red</b>	 M30 Oxidised red	 L0006 Black	 L0006 Black
<b>Green</b>	 M70 Tourmaline green		
<b>Blue</b>	 M67 Neptune blue		

## Finishes - container modules

The tops are made in MDF with finish in reconstituted oak or walnut




L0006  
Black stained  
oak



L0022  
Natural  
Oak



L0027  
Heat-treated  
oak



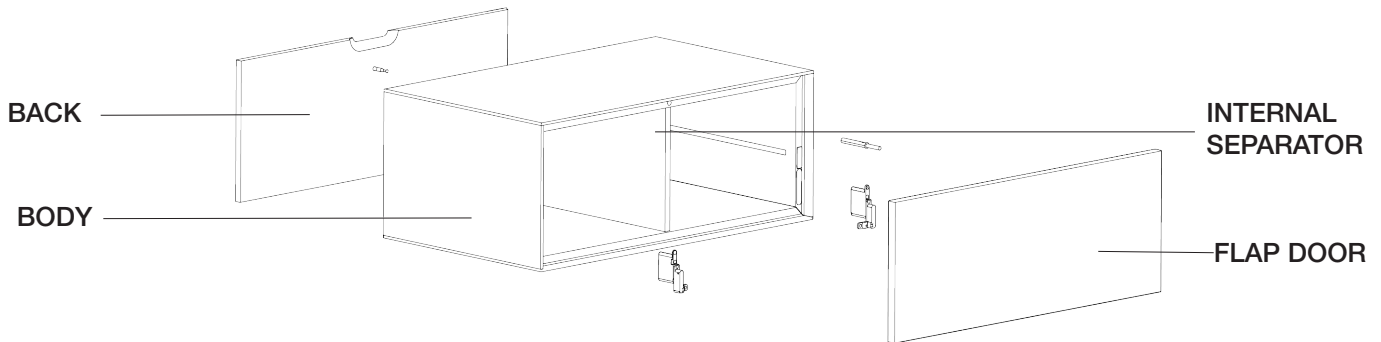
L0028  
Walnut

**Detail by article (storage modules)**

**KEY**

The storage module H. 30 cm, available in three versions: through, open or with flap door.  
Each module has a central separator. The back has the same finish on both sides.

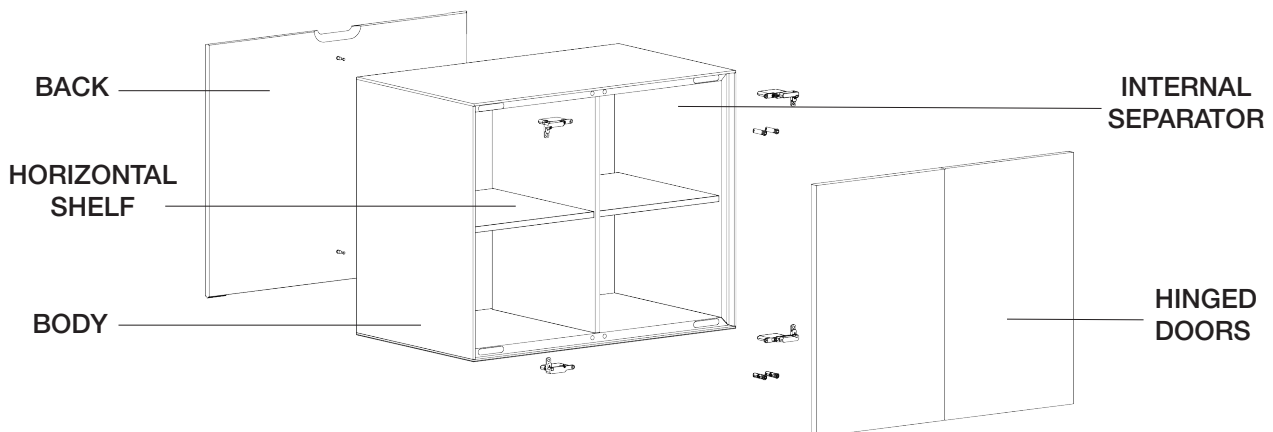
**H. 30 cm**



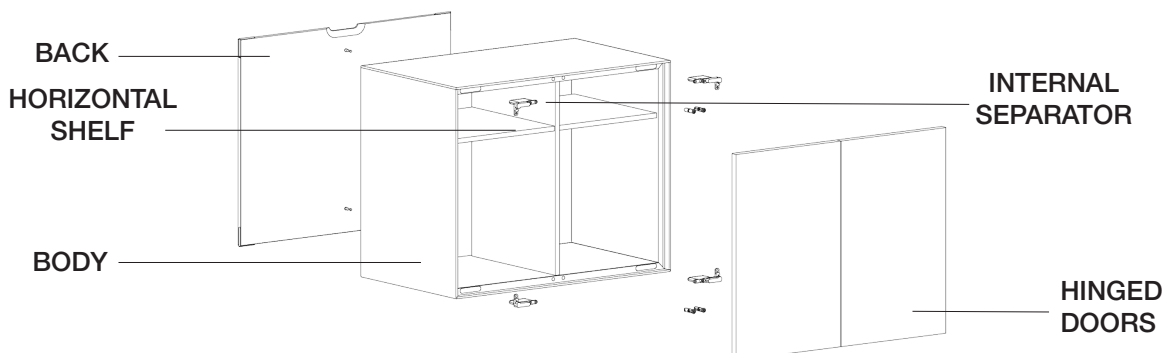
The storage module H. 60 cm, available in three versions: through, open or with hinged doors. The back has the same finish on both sides. Each module has a central internal separator and a horizontal shelf. The position of the horizontal shelf is configurable at two levels (middle or high). The choice between the two options is to be defined at during ordering and cannot be changed at a later stage.

**H. 60 cm**

**Storage module with central horizontal shelf**



**Storage module with high horizontal shelf**



**Art. 7502 - storage module h.30 cm through version in lacquered MDF**

Body	Textured lacquered MDF in one of 6 available colours
Internal Separator	Textured lacquered MDF in the same colour as the body
Back	-
Horizontal Shelf	-
Flap Door	-



**M24**



**M25**



**M30**



**M70**



**M67**

**Art. 7504 - storage module h.30 cm open version in lacquered MDF**

Body	Textured lacquered MDF in one of 6 available colours
Internal Separator	Textured lacquered MDF in the same colour as the body
Back	Textured lacquered MDF in the same colour as the body or by choosing one of the two lighter shades within the chosen colour palette*
Horizontal Shelf	-
Flap Door	-




**M24**




**M25**


\* The white and black versions are always single-coloured (with the back in the same finish as the body/inside separator).




**M18**




**M18+M19**




**M18+M21**




**M30**




**M30+M38**




**M30+M69**




**M70**




**M70+M71**




**M70+M72**



**M67**



**M67+M73**



**M67+M74**

**Art. 7506 - storage module h.30 cm flap door version in lacquered MDF**

Body	Textured lacquered MDF in one of 6 available colours
Internal Separator	Textured lacquered MDF in the same colour as the body
Back	Textured lacquered MDF in the same colour as the body or by choosing one of the two lighter shades within the chosen colour palette*
Horizontal Shelf	-
Flap Door	Textured lacquered MDF in the same colour as the back



**M24**




**M25**


\* The white and black versions are always single-coloured (with the back in the same finish as the body/inside separator).



**M18**




**M18+M19**




**M18+M21**




**M30**




**M30+M38**




**M30+M69**




**M70**




**M70+M71**




**M70+M72**



**M67**



**M67+M73**



**M67+M74**

**Art. 7503 - storage module h.30 cm through version in lacquered MDF+wood**

Body	Textured lacquered MDF in one of 6 available colours
Internal Separator	MDF with reconstituted finish in one of 4 available oak or walnut wood options (see table below)
Back	-
Horizontal Shelf	-
Flap Door	-



**M24+L0022**

Alternatives L0028/L0027/ L0006



**M25+L0022**

Alternatives L0028/L0027/L0006



**M18+ L0022**

Alternatives L0027/L0028/L0006



**M30+L0022**

Alternatives L0028/L0027/L0006



**M70+ L0022**


Alternatives L0027/L0028/L0006



**M67+L0022**

Alternatives L0028/L0027/L0006

**4 AVAILABLE WOOD OPTIONS**



**L0006**  
Black stained  
oak



**L0022**  
Natural  
Oak



**L0027**  
Heat-treated  
oak



**L0028**  
Walnut

**Art. 7505 - storage module h.30 cm open version in lacquered MDF+wood**

Body	Textured lacquered MDF in one of 6 available colours
Internal Separator	MDF with reconstituted finish in one of 4 available oak or walnut wood options (see table below)
Back	MDF in the same finish as the internal separator
Horizontal Shelf	-
Flap Door	-



**M24+L0022**

**Alternatives L0028/L0027/L0006**




**M25+ L0022**

**Alternatives L0028/L0027/L0006**



**M18+L0022**

**Alternatives L0028/L0027/L0006**



**M30+ L0022**

**Alternatives L0028/L0027/L0006**



**M70+L0022**


**Alternatives L0028/L0027/L0006**



**M67+ L0022**

**Alternatives L0028/L0027/L0006**

**4 AVAILABLE WOOD OPTIONS**




**L0006**  
Black stained  
oak



**L0022**  
Natural  
Oak



**L0027**  
Heat-treated  
oak



**L0028**  
Walnut

**Art. 7507 - storage module h.30 cm flap door version in lacquered MDF+wood**

Body	Textured lacquered MDF in one of 6 available colours
Internal Separator	MDF with reconstituted finish in one of 4 available oak or walnut wood options (see table below)
Back	MDF in the same finish as the internal separator
Horizontal Shelf	-
Flap Door	MDF in the same finish as the internal separator and back



**M24+ L0022**

Alternatives L0028/L0027/L0006




**M25+L0022**

Alternatives L0028/L0027/L0006




**M18+ L0022**

Alternatives L0028/L0027/L0006




**M30+ L0022**

Alternatives L0028/L0027/L0006



**M70+ L0022**


Alternatives L0028/L0027/L0006



**M67+L0022**

Alternatives L0028/L0027/L0006

**4 AVAILABLE WOOD OPTIONS**



**L0006**  
Black stained  
oak



**L0022**  
Natural  
Oak



**L0027**  
Heat-treated  
oak



**L0028**  
Walnut

**Art. 7508 - storage module h.60 cm through version in lacquered MDF**

Body	Textured lacquered MDF in one of 6 available colours
Internal Separator	Textured lacquered MDF in the same colour as the body
Back	-
Horizontal Shelf	Textured lacquered MDF in the same colour as the body and internal separator
Hinged Doors	-



**M24**



**M25**



**M18**



**M30**



**M70**



**M67**

**NB: when ordering, specify the position of the horizontal shelf which can be configured at two levels: middle or high**

**Art. 7510 - storage module h.60 cm open version in lacquered MDF**

Body	Textured lacquered MDF in one of 6 available colours
Internal Separator	Textured lacquered MDF in the same colour as the body
Back	Textured lacquered MDF in the same colour as the body and internal separator or by choosing one of the two lighter shades within the chosen colour palette*
Horizontal Shelf	Textured lacquered MDF in the same colour as the body and internal separator
Hinged Doors	-



**M24**



**M25**

\* The white and black versions are always single-coloured (with back in the same finish as the body/internal separator).

NB: when ordering, specify the position of the horizontal shelf which can be configured at two levels: middle or high.



**M18**




**M18+M19**



**M18+M21**



**M30**



**M30+M38**



**M30+M69**



**M70**




**M70+M71**



**M70+M72**



**M67**



**M67+M73**




**M67+M74**

**Art. 7512 - storage unit h.60 cm hinged door version in lacquered MDF**

Body	Textured lacquered MDF in one of 6 available colours
Internal Separator	Textured lacquered MDF in the same colour as the body
Back	Textured lacquered MDF in the same colour as the body and internal separator or by choosing one of the two lighter shades within the chosen colour palette*
Horizontal Shelf	Textured lacquered MDF in the same colour as the body and internal separator
Hinged Doors	Textured lacquered MDF in the same colour as the back



**M24**



**M25**

\* The white and black versions are always single-coloured (with back in the same finish as the body/internal separator).

NB: when ordering, specify the position of the horizontal shelf which can be configured at two levels: middle or high.




**M18**




**M18+M19**




**M18+M21**



**M30**




**M30+M38**




**M30+M69**




**M70**




**M70+M71**




**M70+M72**



**M67**



**M67+M73**



**M67+M74**

**Art. 7509 - storage module h.60 cm through version in lacquered MDF+wood**

Body	Textured lacquered MDF in one of 6 available colours
Internal Separator	MDF with reconstituted finish in one of 4 available oak or walnut wood options (see table below)
Back	-
Horizontal Shelf	MDF in the same finish as the internal separator
Hinged Doors	-



**M24+L0022**

Alternatives L0028/L0027/L0006



**M25+L0022**

Alternatives L0028/L0027/L0006



**M18+L0022**

Alternatives L0028/L0027/L0006



**M30+L0022**

Alternatives L0028/L0027/L0006



**M70+L0022**

Alternatives L0028/L0027/L0006



**M67+L0022**

Alternatives L0028/L0027/L0006

**4 AVAILABLE WOOD OPTIONS**



**L0006**  
Black stained  
oak



**L0022**  
Natural  
Oak



**L0027**  
Heat-treated  
oak



**L0028**  
Walnut

NB: when ordering, specify the position of the horizontal shelf which can be configured at two levels: middle or high.

**Art. 7511 - h.60 cm open module in lacquered MDF+wood**

Body	Textured lacquered MDF in one of 6 available colours
Internal Separator	MDF with reconstituted finish in one of 4 available oak or walnut wood options (see table below)
Back	MDF in the same finish as the internal separator
Horizontal Shelf	MDF in the same finish as the internal separator and back
Hinged Doors	-



**M24+L0022**

**Alternatives L0028/L0027/L0006**



**M25+L0022**

**Alternatives L0028/L0027/L0006**



**M18+L0022**

**Alternatives L0028/L0027/L0006**



**M30+L0022**

**Alternatives L0028/L0027/L0006**



**M70+L0022**


**Alternatives L0028/L0027/L0006**



**M67+L0022**

**Alternatives L0028/L0027/L0006**

**4 AVAILABLE WOOD OPTIONS**



**L0006**  
Black stained  
oak



**L0022**  
Natural  
Oak



**L0027**  
Heat-treated  
oak



**L0028**  
Walnut

NB: when ordering, specify the position of the horizontal shelf which can be configured at two levels: middle or high.

**Art. 7513 - module h.60 cm hinged door version in lacquered MDF+wood**

Body	Textured lacquered MDF in one of 6 available colours
Internal Separator	MDF with reconstituted finish in one of 4 available oak or walnut wood options (see table below)
Back	MDF in the same finish as the internal separator
Horizontal Shelf	MDF in the same finish as the internal separator and back
Hinged Doors	MDF in the same finish as the internal separator, back and horizontal shelf



**M24+L0022**

Alternatives L0028/L0027/L0006



**M25+ L0022**

Alternatives L0028/L0027/L0006



**M18+ L0022**

Alternatives L0028/L0027/L0006



**M30+ L0022**

Alternatives L0028/L0027/L0006



**M70+L0022**


Alternatives L0028/L0027/L0006



**M67+ L0022**

Alternatives L0028/L0027/L0006

**4 AVAILABLE WOOD OPTIONS**



**L0006**  
Black stained  
oak



**L0022**  
Natural  
Oak



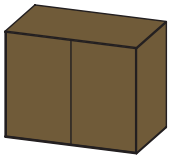
**L0027**  
Heat-treated  
oak



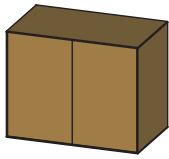
**L0028**  
Walnut

NB: when ordering, specify the position of the horizontal shelf which can be configured at two levels: middle or high.

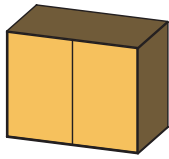
EXAMPLES OF POSSIBLE CONFIGURATIONS



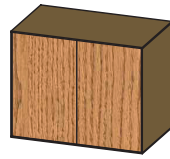
OK



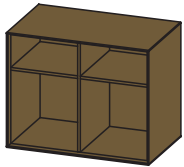
OK



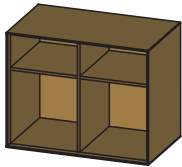
OK



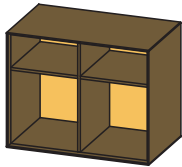
OK



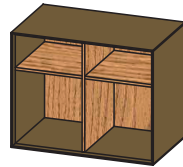
OK



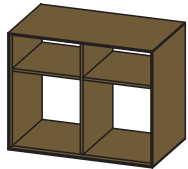
OK



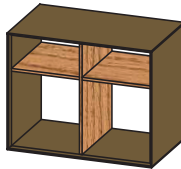
OK



OK

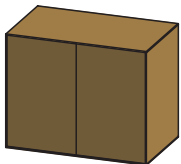


OK

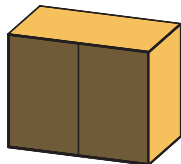


OK

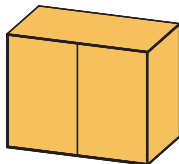
EXAMPLES OF IMPOSSIBLE CONFIGURATIONS



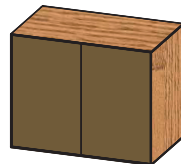
NO



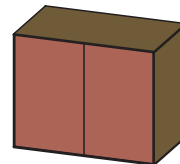
NO



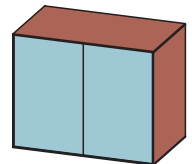
NO



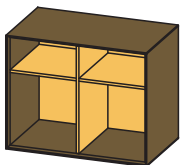
NO



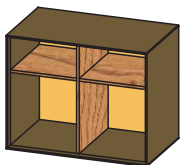
NO



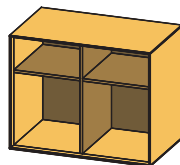
NO



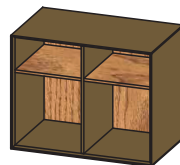
NO



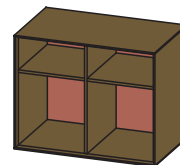
NO



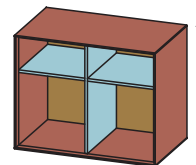
NO



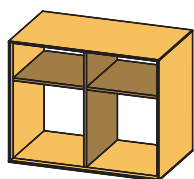
NO



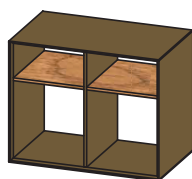
NO



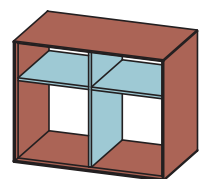
NO



NO



NO



NO

# ELECTRIFICATION

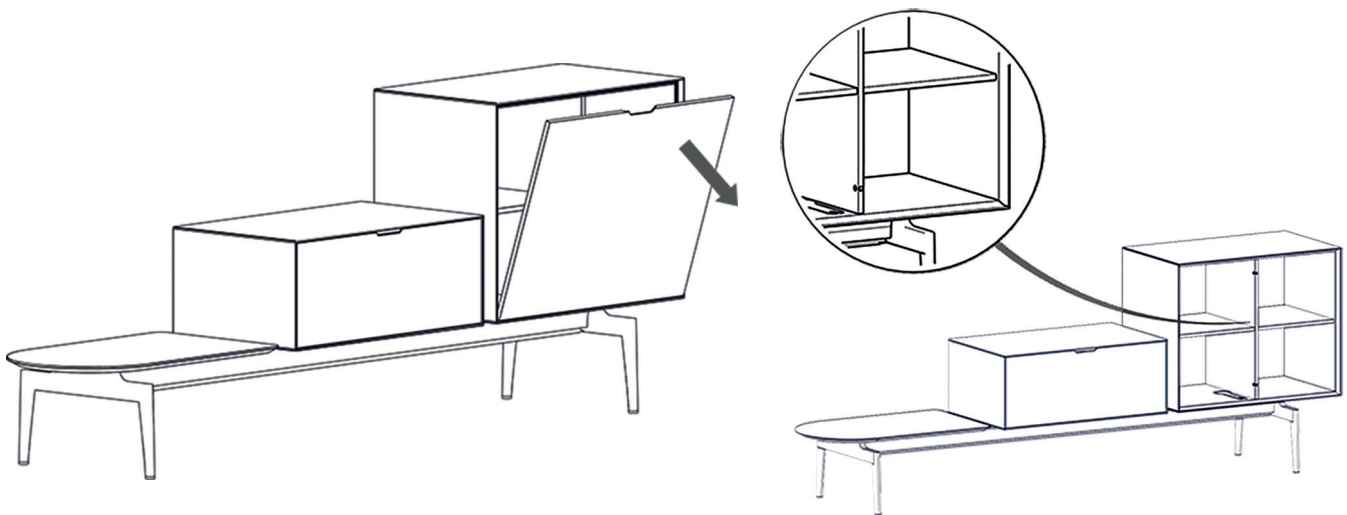
---

The collection is characterised by an efficient wiring management through the storage modules and structures - with no visible cables - which gives it an elegant and clean look.

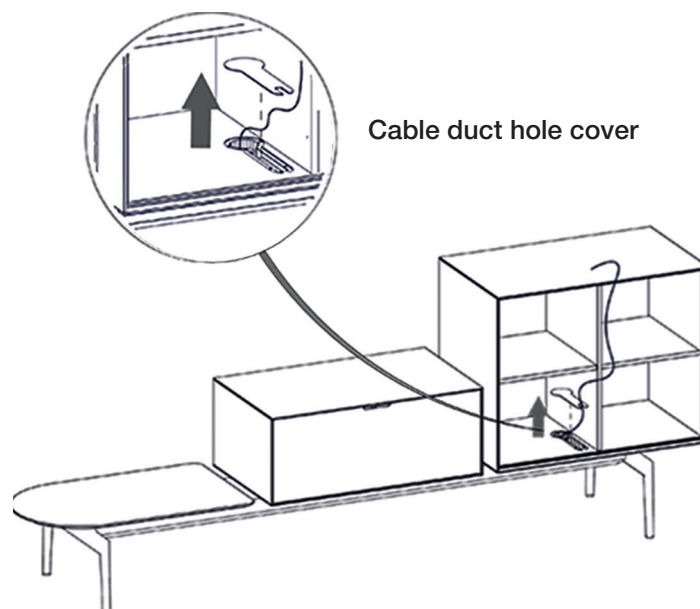
## Management of electrical devices wiring

If the electrical device (lamp, television, modem, printer, etc.) is placed on top of the storage module or in the internal top shelf, the back of the container can be removed, which must be unlocked by means of a safety system that ensures its stability, to allow the plug to pass through.

The horizontal shelf leaves a space in relation to the back to allow the plug to pass into the lower compartment.



A hatch at the bottom of the container provides access to the technical compartment in the crossbar. A cover that matches the body and has a slot for the cable to pass through, allows the hatch to be covered.



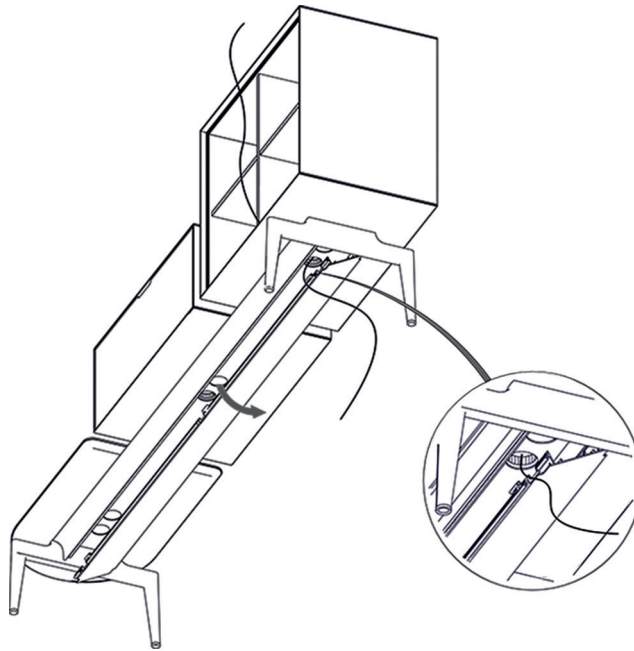
## Semiton

The crossbar is provided with an opening flap that occupies the entire length of the crossbar. The flap can be opened from either side of the crossbar.

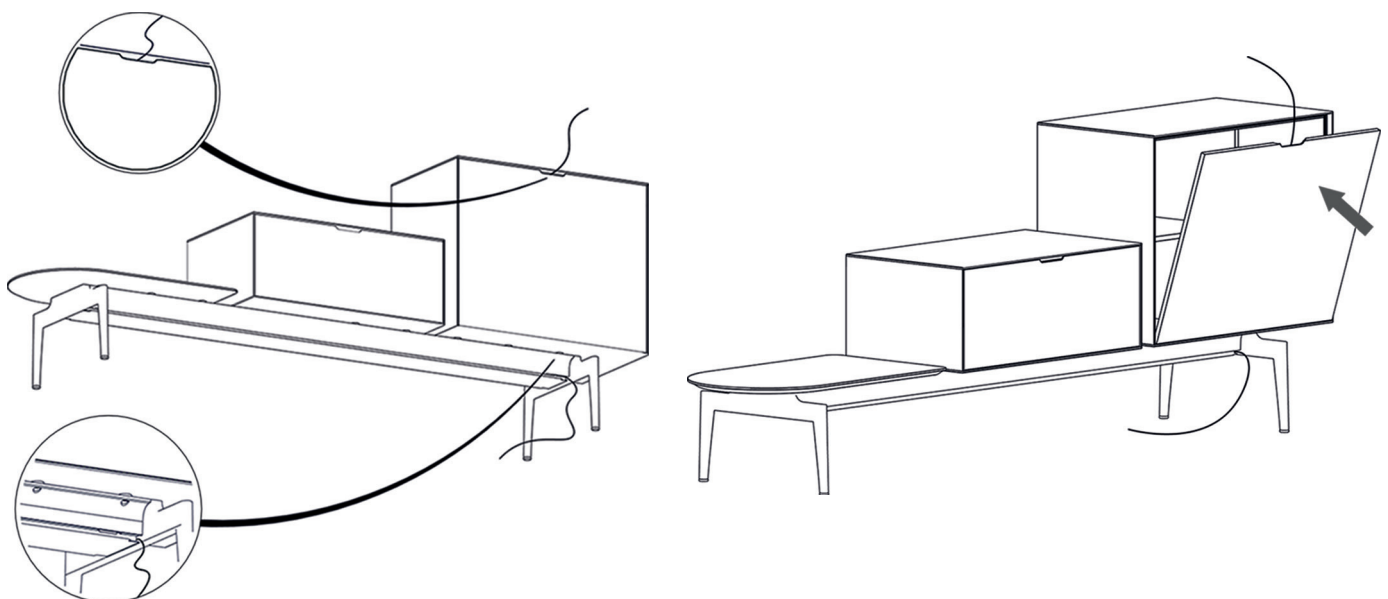
Cables can be completely concealed: the compartment inside the flap has space to accommodate all cables and can also accommodate a power strip to plug in the electrical devices.

The crossbar flap has three openings through which the cables that have to reach the mains supply can exit.

There is a space between the crossbar and the flap to conceal the cables in case the mains supply is not located at the openings.

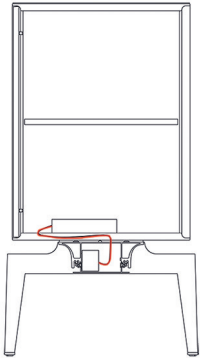


When the container back is put back in place, in order to conceal the cable, the cable is routed through the slot in the upper part of the back, thus ensuring an overall cleanliness.

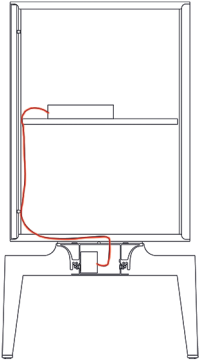


## Various cable management possibilities for electrical devices

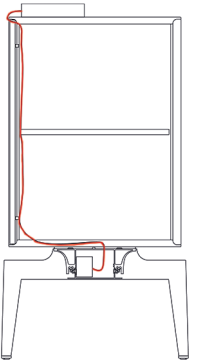
- 1**      **Electrical appliance in the lower compartment of a through cabinet, open or with H 30 and H 60 hinged doors**



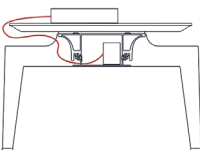
- 2**      **Electric appliance in the upper compartment of an open or H 60 hinged door storage unit**



- 3**      **Electric appliance above the open or H 30 and H 60 hinged doors storage unit**



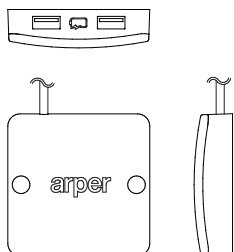
- 4**      **Electrical appliance above the top module**



## Electrification of storage modules and top modules

### Accessory to be used

Art. 6001 — Universal USB power supply kit



The kit includes:

- No. 02 units each with 2 USB sockets
- No. 01 power supply unit
- No. 06 cable gland

Features:

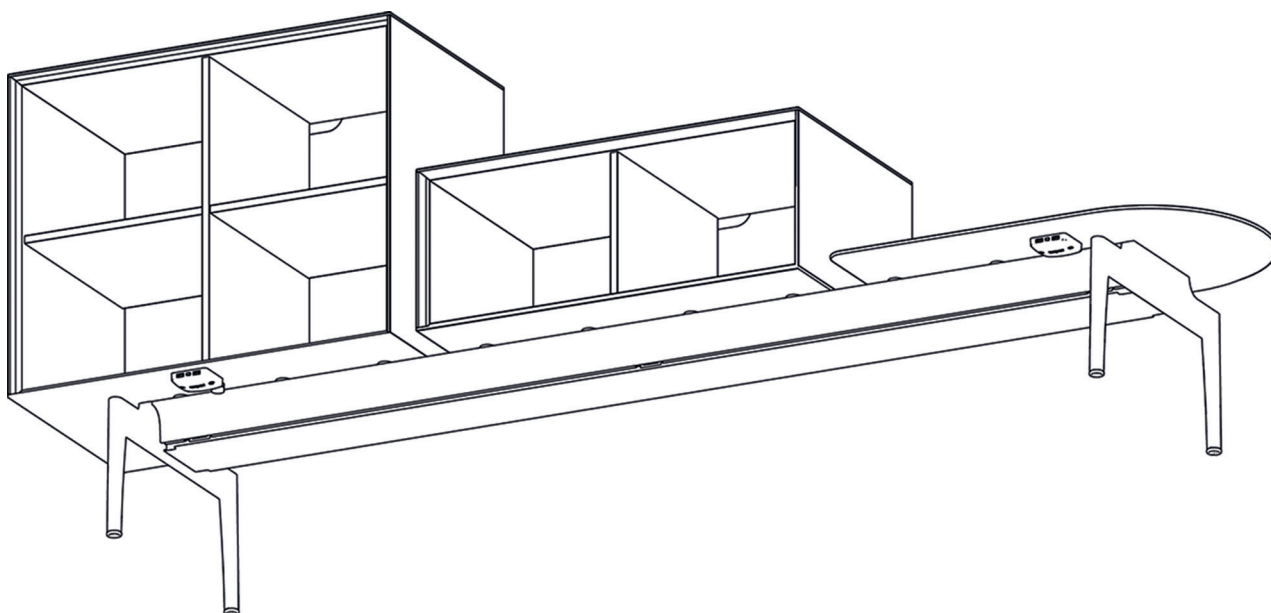
- Dimensions: 7 x 7 x 2 cm
- Sockets: 2 USB-A + 2 USB-A
- Input: 250 V
- Output: 5 V DC / max. 2.4 A
- Plug: C8 connector
- Cable length: 1.9 m

### Method for using the accessory and its position

All storage modules and top modules can be equipped with USB sockets through the use of the Universal USB Power Supply Kit.

The Art. 6001 kit can be installed under storage modules and top modules, with no fixed position.

The crossbar makes it possible to totally conceal the cable routing.



## Italy

Monastier (TV) — Headquarters  
and showroom  
Arper SPA  
Via Lombardia 16  
31050 Monastier di Treviso (TV)  
T +39 0422 7918  
info@arper.com  
www.arper.com

Commerciale Italia  
T +39 0422 791905  
commerciale@arper.com

Export Office  
sales@arper.com

Milan — Showroom  
Via Pantano 30  
20122 Milan  
T +39 02 89093865  
milano@arper.com

## **EUROPE**

### UK

London — Subsidiary and showroom  
Arper UK LTD  
11 Clerkenwell Road  
London EC1M 5PA  
T +44 (0) 20 7253 0009  
london@arper.com

### Germany

Cologne — Showroom  
Design Post Köln  
Deutz-Mülheimer-Str. 22a  
50679 Köln  
T +49 221 690 650  
info@designpost.de

Fruchtof München — Meeting Hub  
2. Innenhof, 2. Etage  
Gotzinger Straße 52b  
D-81371 München  
T +49 171 1080976  
muenchen@arper.com

### Norway

Oslo — Showroom  
Drammensveien 130  
0277 Oslo  
T +47 908 202226  
norway@arper.com

### Sweden

Stockholm — Branch  
T +46 705 101216  
sweden@arper.com

## The Netherlands

Amsterdam — Showroom  
Design Post  
Cruquiusweg 111-L  
1019 AG Amsterdam  
T +31 (0)20 705 1555  
holland@arper.com

## **AMERICA**

### USA

New York — Subsidiary and showroom  
Arper USA Inc.  
476 Broadway, Suite 2F  
NY 10013 New York  
T +1 (212) 647 8900  
infousa@arper.com

Chicago — Showroom  
The Merchandise Mart  
Space#346 - 3rd Floor  
Chicago  
T +1 (336) 434 2366  
infousa@arper.com

High Point, North Carolina — Production  
and logistics site  
660 Southwest St  
High Point, NC 27260  
T +1 (336) 434 2370  
infousa@arper.com

Los Angeles — Showroom  
550 South Hope St., Suite 275  
90071 Los Angeles  
T +1 (336) 434 2382  
infousa@arper.com

### Mexico

Mexico City — Subsidiary and showroom  
Culiacan 123, Piso 9  
Col. Hipodromo Condesa  
Delegation Cuauhtémoc  
06170 – Ciudad de México  
Mexico  
T +52 1 62714417  
infolatam@arper.com

## **ASIA**

### Japan

Arper Japan K.K. — Subsidiary  
and showroom  
HT Jingu Gaien Bldg.8F  
Minato-ku Kita-Aoyama 2-7-22  
Tokyo 107-0061  
T +81 3 5775 0008  
carejpn@arper.com

### China

Shanghai — Subsidiary  
爱尔派（上海）家具设计有限公司  
2nd Floor, Unit N204-207,  
Building N1,  
The Bund Finance Center,  
558 Zhongshan NO.2 Road(E),  
Shanghai  
T +86 021 5466 7366  
china@arper.com

### Singapore

Singapore — Branch  
c/o 3 Lim Teck Kim Road, #01-01  
Genting Centre  
088934 Singapore  
singapore@arper.com

### UAE

Arper Middle East and India  
— Subsidiary  
and showroom  
U-Bora Towers - Unit 1901  
Business Bay  
Dubai  
T +971 529255633  
infome@arper.com

# arper