

Wim

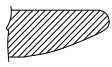
Design by Lievore Altherr Molina, 2016

Art. 5555 STRUCTURE L 24 3/8" "R" - Top ø 35" 

Table with white or black top in solid core HPL, 1/2" thick. Powdercoated aluminum structure fitted with adjustable glides. Available in different shapes: round and square. Height 28 1/2".

Dimensions *

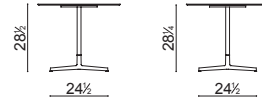
* File CAD 2D - 3D available for download at www.arper.com



Top shape edge



Outdoor use



35"



arper

SHIPMENT DETAILS

Art. 5555 1 pz = 2  - lb 71,08/ ft³ 16,909

Frame Base



V39
matt



V12
matt

Top



H02




H03

Wim

Design by Lievore Altherr Molina, 2016

GLIDES

STANDARD



Hard floor Hard floor Hard floor Hard floor